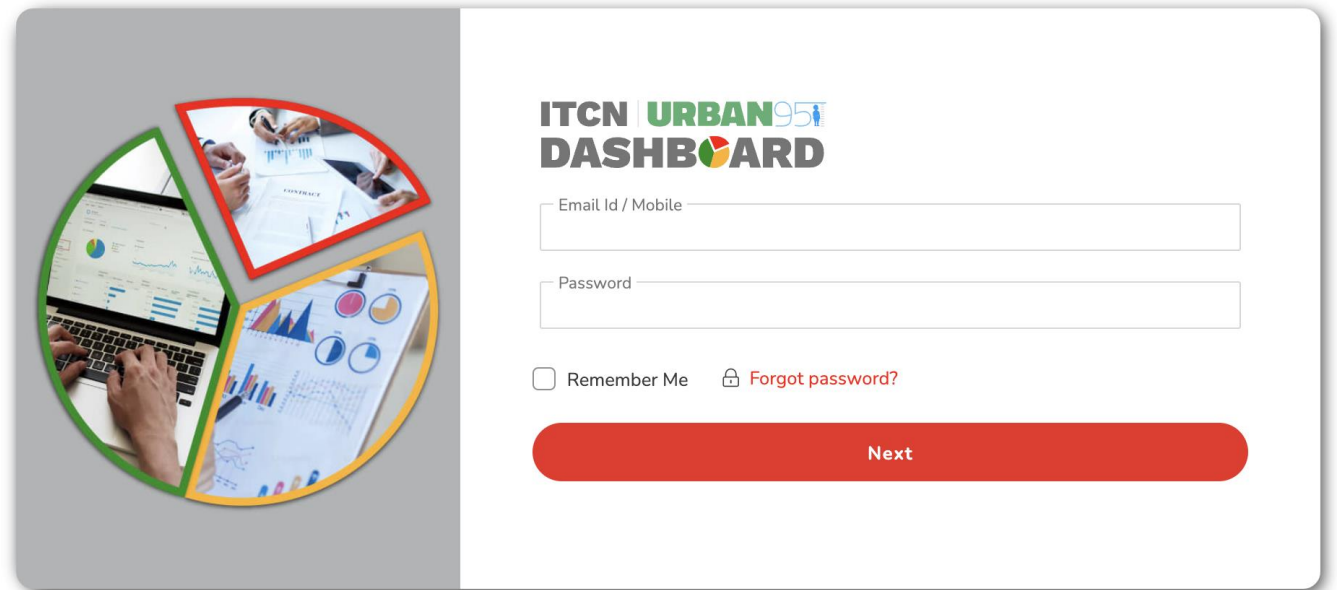


ITCN Dashboard



INDEX

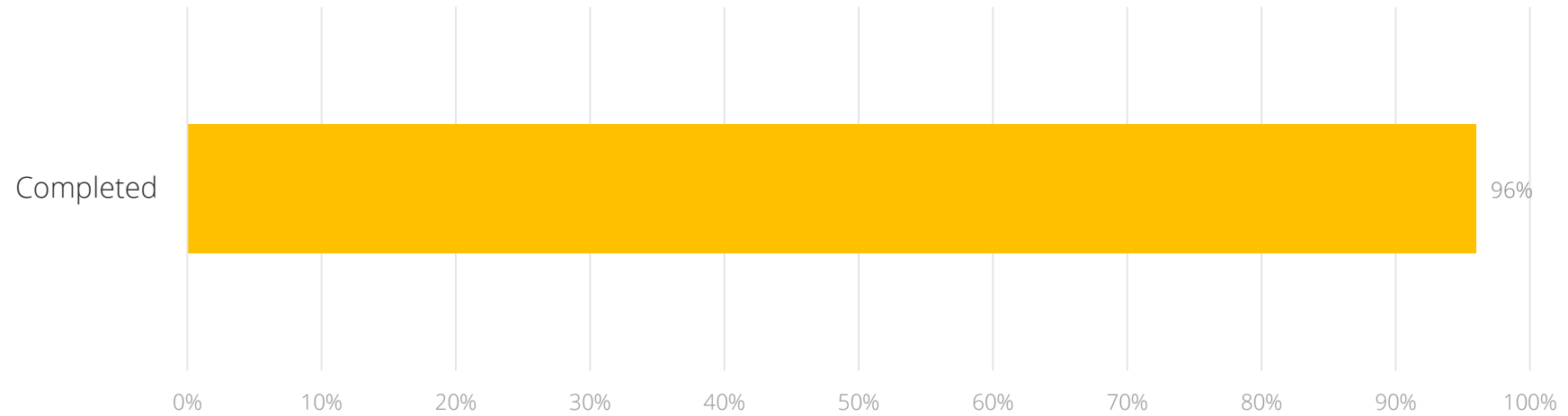
1. Project Status
2. Architecture
3. Points To be Discussed
4. Demo
5. Few Screenshot



Technical Partner




ITCN Dashboard Development



PROJECT STATUS

Comments on Presentation – 6 Feb 2023

#	Urban95 Project Team Comment -	Albrandz Project Team Comment	Current Status
1	Ensure compatibility of the dashboard with UMC's website w.r.t to the size etc. This stage needs prior discussion with UMC before finalizing the dashboard.	<ul style="list-style-type: none"> ITCN Dashboard app size expected to be approx. ½ GB. It can be easily integrated/linked with the UMC website as the platform are the same - Completed If data increases in the future, the client can opt for a dedicated hosting/server environment - TBD SMS service has been integrated for security and notifications. (to subscribe) - TBD 	Completed
2	The Information and content in the graphs as shown in the dashboard should be simpler and easy to understand.	Near to the graph an icon will show short description of each graph.	Completed
3	Relevant sections for data feeding, its review & approval shall be indicated in the dashboard.	<ul style="list-style-type: none"> Contributors will have the right to add data. Admin will have the right to review/edit and publish data. 	Completed
4	Project document - To add stages before Semi Permanent and after completion of Works. A stage name can be "Community Engagement".	"Community Engagement" layers to be added.	Completed
5	When the project document status changes to "Completed". Function to be added to allow the contributor to add comments and the same comments to be displayed as a popup.	<ul style="list-style-type: none"> When the project document status will change to complete. Instead of a pop-up, an email notification will be sent to all users and bell notification icon will be added on the top of the menu to indicate the project document status 	Completed
6	Project data providers/contractors etc. – will be provided with an excel sheet to capture data. The same data can be uploaded to the system database.	Excel template to be generated after completion of all data entry form.	Completed
7	Datapoint to be added for "Fund needed for next year"/budget based on planned and Actual cost.	To be implemented	 Completed

PROJECT STATUS

Comments on Presentation – 6 Feb 2023

#	Urban95 Project Team Comment	Albrandz Project Team Comment	Status
8	<p>Public Interface The public interface (webpage) has been requested in the last meeting.</p> <p>Public interface will not require a login and will showcase the following:</p> <ul style="list-style-type: none">• No. of projects.• Ongoing projects• Planned Projects• Project Information• Before and After Photo of Project/Site.• Project/Site Location• WhatsApp Integration to communicate with the public.	<ul style="list-style-type: none">• ITCN Dashboard is designed for management and stakeholders for decision-making.• The dashboard data will be uploaded on the UMC website for the public.• A NEW public interface if designed will replicate the same data.• For grievances, the UMC portal is already available.• WhatsApp Chat feature can be integrated within ITCN Dashboard for support.	TBC


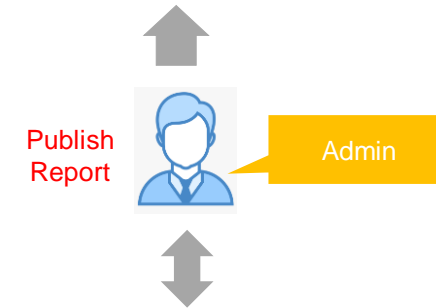
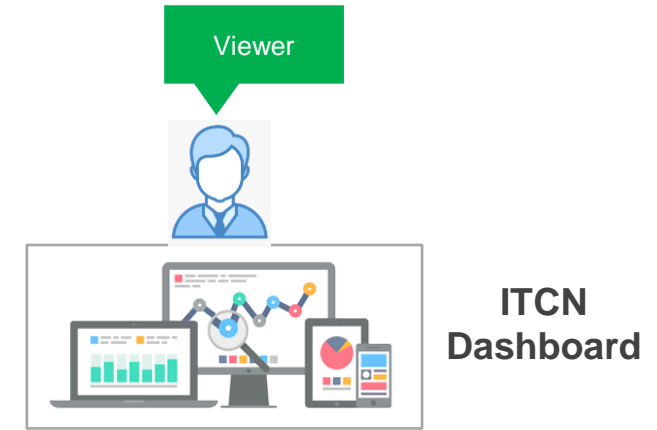
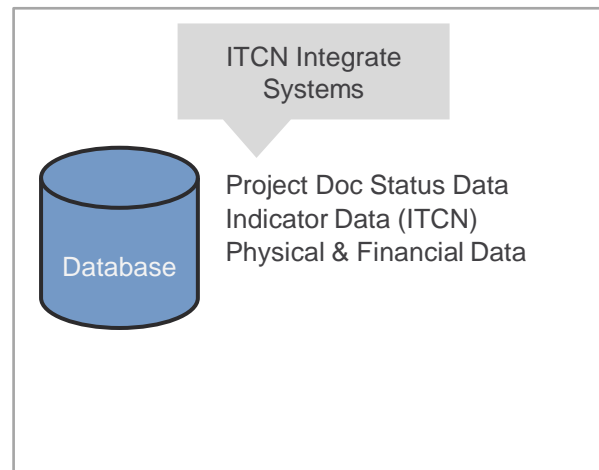
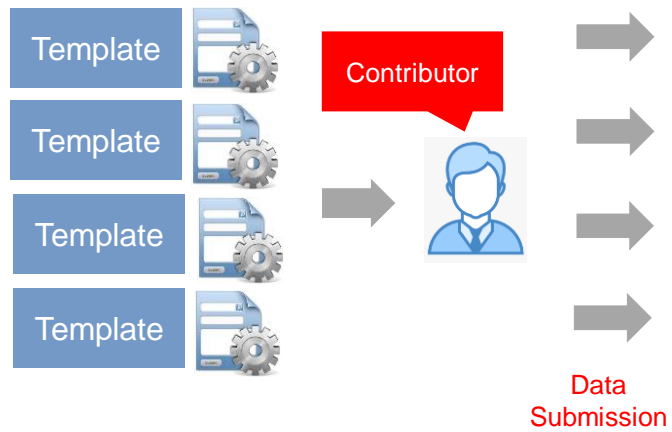
PROJECT STATUS

Comments on Presentation – 27 Feb 2023

#	Urban95 Project Team Comment	Albrandz Project Team Comment - 27 Feb 2023	Current Status
8	<p>Public Interface</p> <p>The public interface (webpage) has been requested during the last meeting i.e. 6 Feb 2023</p>	<ul style="list-style-type: none"> ITCN Dashboard has been designed for management and stakeholders for decision-making. The project data will be uploaded on the UMC website. For grievances, the UMC portal is already available. The WhatsApp chat feature can be integrated within ITCN Dashboard for team support. 	Confirmed
9	Five Outcome Indicators finalized and shared on 18 June 2023	<ul style="list-style-type: none"> The outcome indicators given below have been implemented. 	Completed

#	Outcome Indicators	Baseline	Midline	Endline
1	% of Young Children 0-5 along with their Caregivers			
2	% of Infant toddlers (0-2 years)			
3	% of Young Children (> 2 up to 5 years)			
4	% of caregivers who reported frequently ITC friendly Destination			
5	% of caregivers who reported spending atleast 60 mins with their Children			
#	Output Indicators	Planned	Actual	
6	No. of ward representatives involved in the co-creation of ITC-friendly facilities.	10	5	


ARCHITECTURE Data Capture & Visualization



Points To be discussed and finalized

1. Hosting
2. Maintenance
3. WhatsApp No.
4. SMS Subscription

DEMO



ITCN | URBAN95
DASHBOARD

Email Id / Mobile

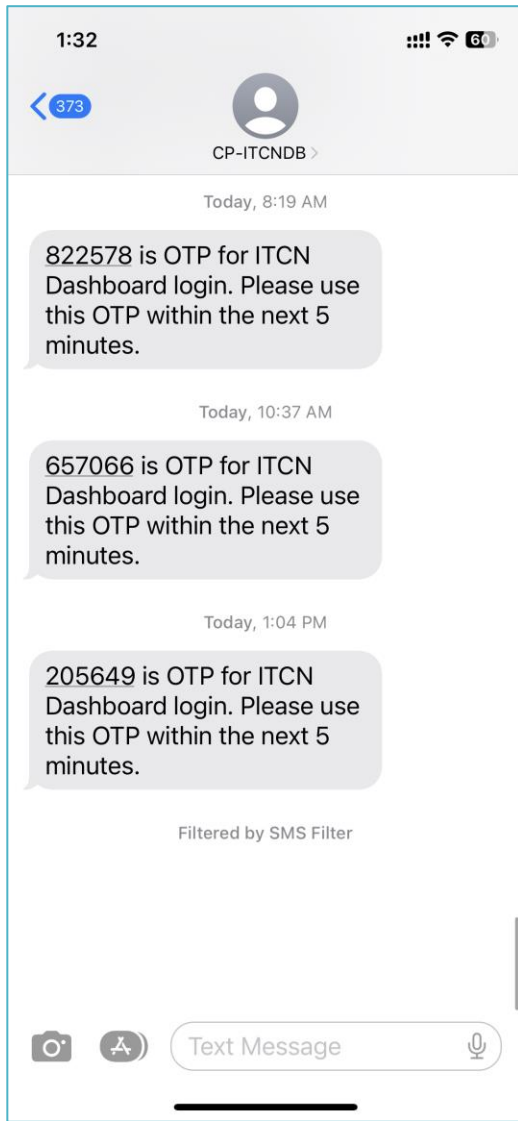
Password

Remember Me [Forgot password?](#)

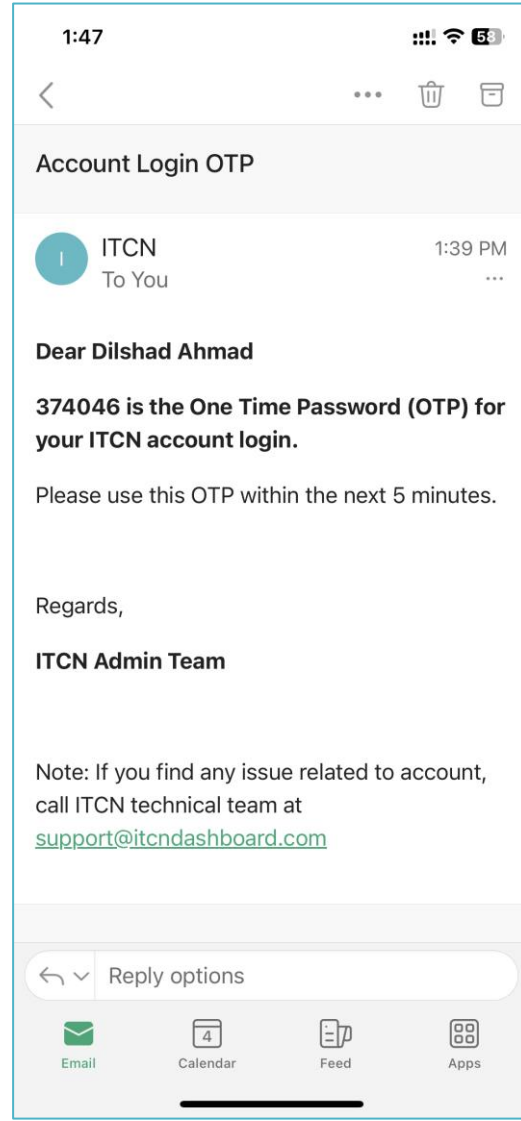
Next

Note:

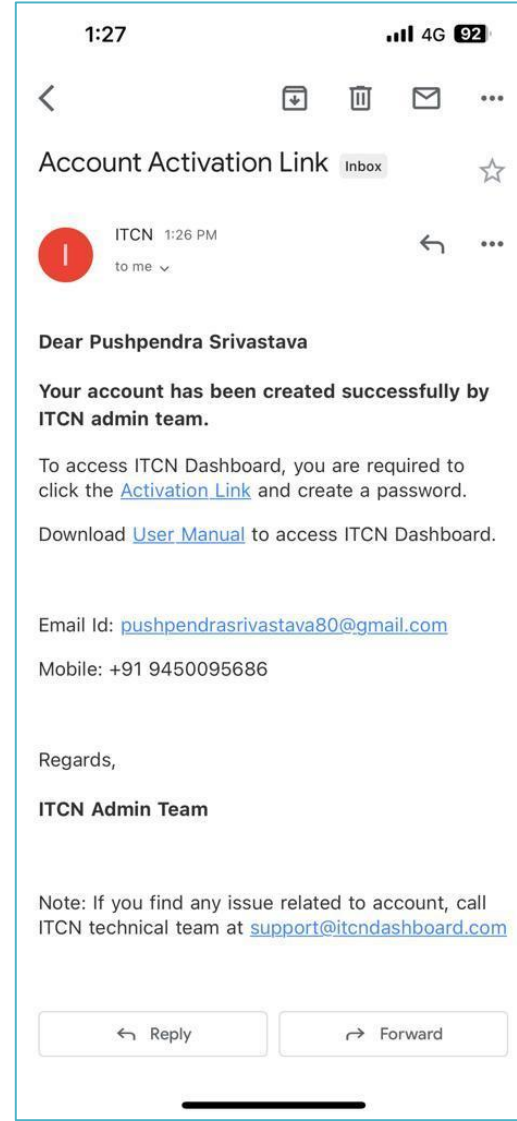
1. Graphs generated are based on dummy data for demo purposes.
2. ITCN Application features are as per the scope of the work.



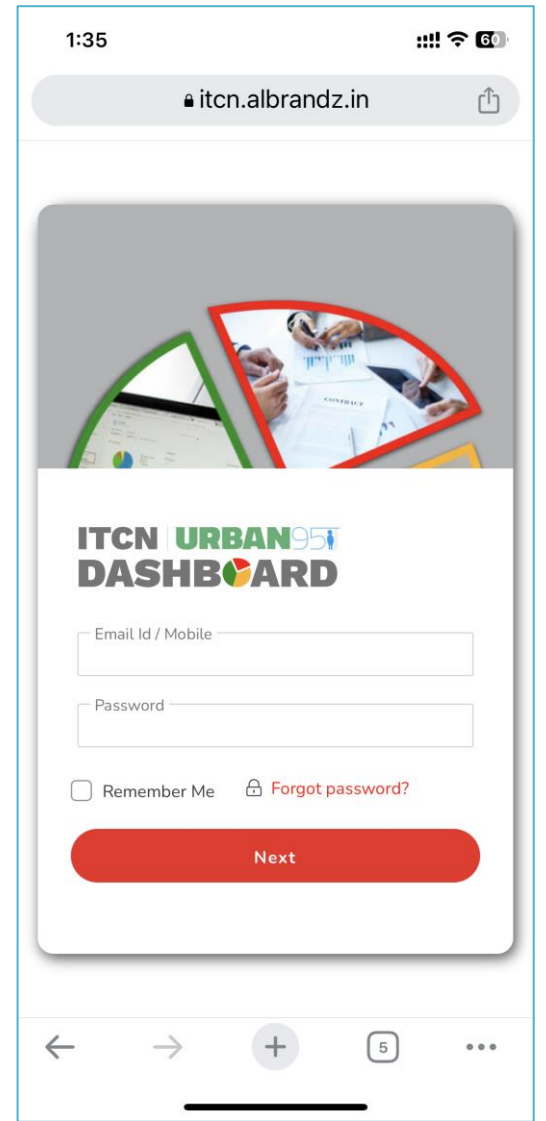
SMS OTP



Mail OTP

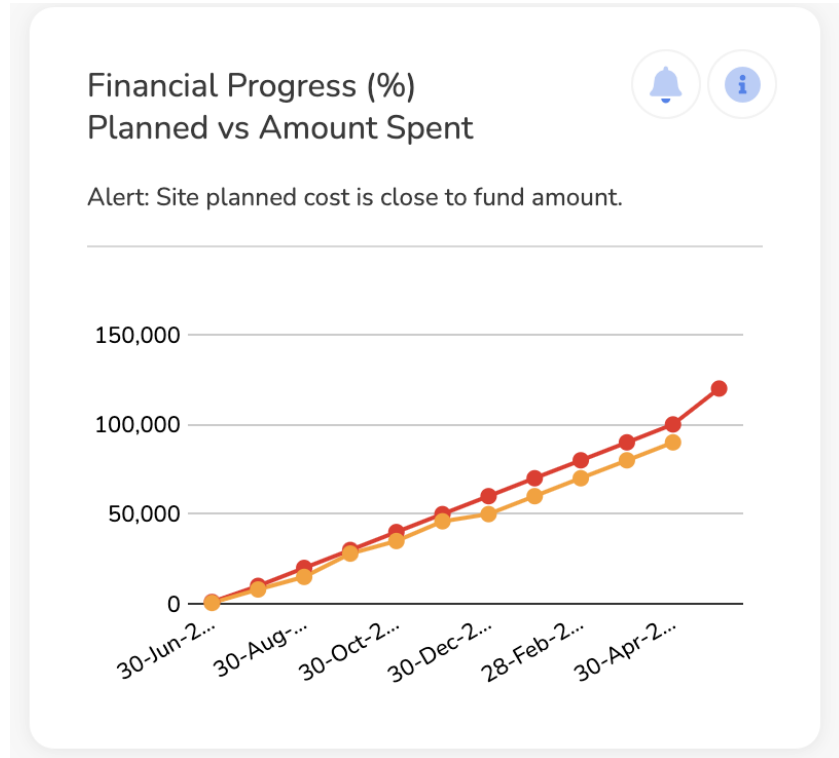


User Creation

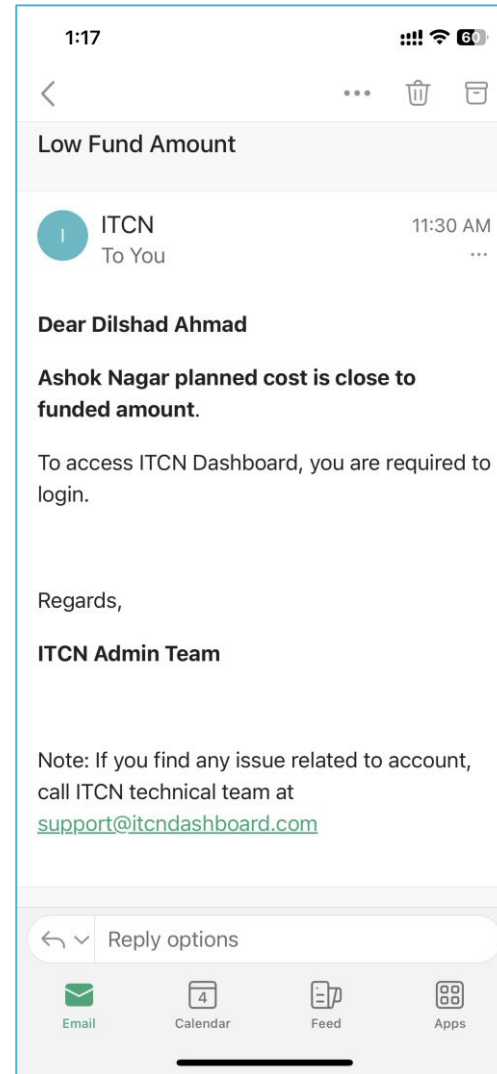


Login Interface

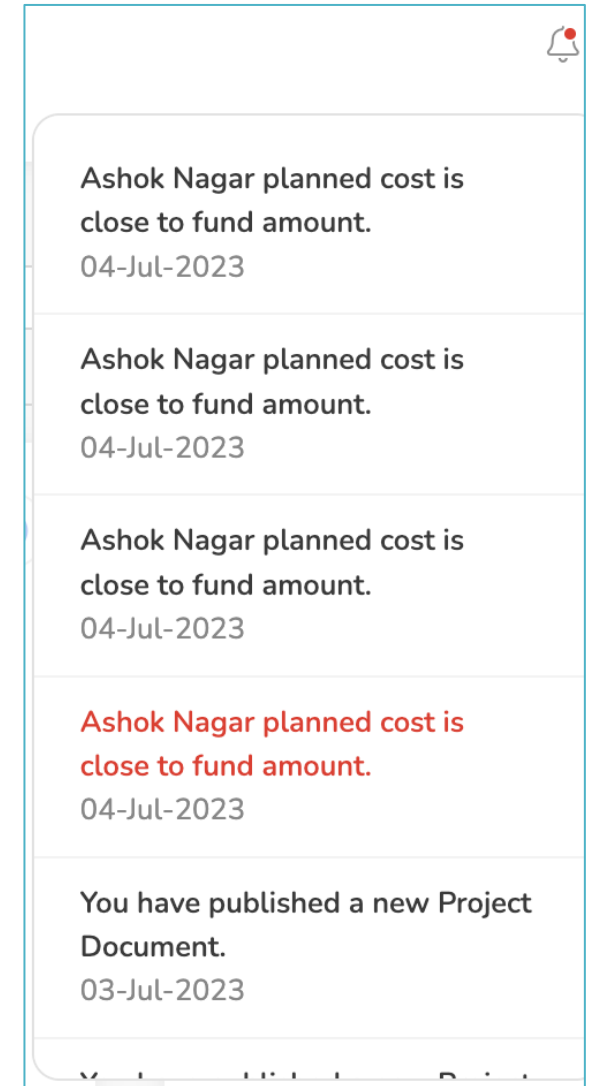
Low Fund Notifications



Bell Icon Alert



Email Notification



Notification



- Dashboards
- Pages
- Operations
- Master Data
- Configuration

Overall Physical & Financial Status

All Project

Infrastructure Developm...

Ashok Nagar

